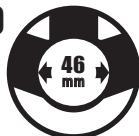
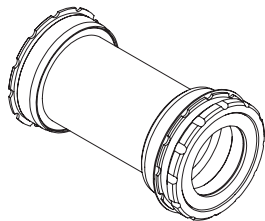




BBright Road TO PRAXIS M30 TWIST-FIT BB System

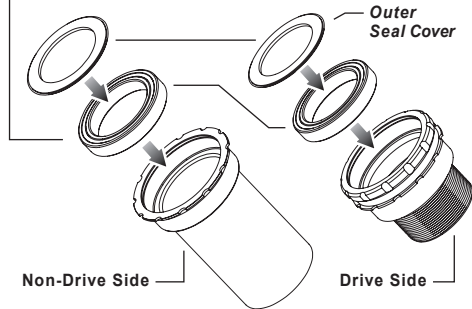
TRiPEAK Product NO.
EMA-BR3028-PW★TF12



Bearing Options

- ★ SB (Steel Bearing) / ★ CB (Ceramic Bearing)
- Bearing Size : 30 X 42 X 7mm (6806-2RS)

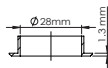
Replacement Bearing set
TRIPEAK item NO. SB : EMA-HP6806-2RS / CB : EMA-JC6806-2RS



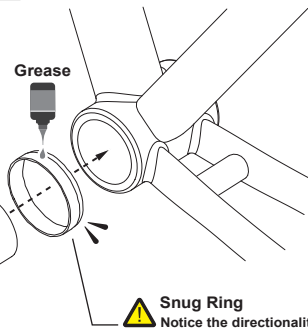
Step 1

PRESS IN

Non-DRIVE SIDE



Spacer Ring
P/N : EMA-BB-A094



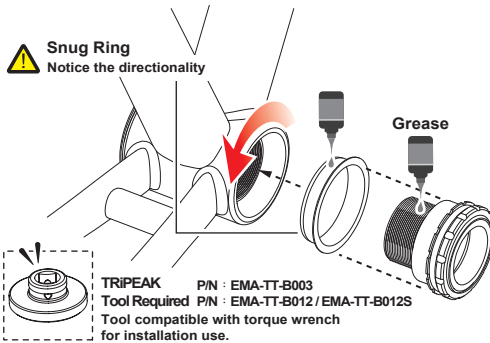
Snug Ring
Notice the directionality

Step 2

TWIST-LOCK

DRIVE SIDE Cup set lock to 30Nm

Snug Ring
Notice the directionality

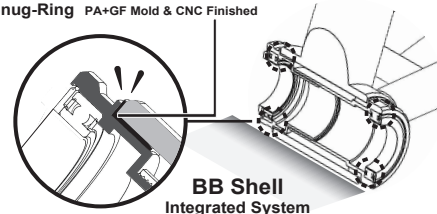


TRIPEAK P/N : EMA-TT-B003
Tool Required P/N : EMA-TT-B012/EMA-TT-B012S
Tool compatible with torque wrench
for installation use.

⚠ NOTICE

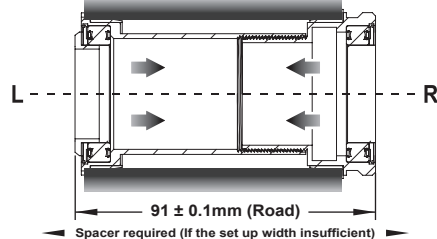
- To install TRIPEAK Bottom Bracket, we strongly recommend that you have a trained bicycle mechanic at your local bike shop.
- Do not alter this product in any way as it can cause unseen damage. Any modifications to this product will void the warranty.
- Make sure with the crankset are firmly attached to the bottom bracket. Improperly attached cranks can become detached from the BB set.
- When cleaning the bottom bracket set, only use mild soap and water. Never spray with high-pressure water. It will cause BB cup internal water ingress and influencing the bearing rolling lifetime.
- If you have any questions or concerns about this product Please feel free to contact us. E-mail: info@tripeakbearing.com

Snug-Ring PA+GF Mold & CNC Finished



BB Shell
Integrated System

Installed-Width



91 ± 0.1mm (Road)
Spacer required (If the set up width insufficient)